



## TRA2

## SPECIFICATION

FILE NUMBER: P-08KC201A

DATE: 2001/11/02



## ■ Features

16 switching capability

SPST-NO &amp; SPDP configuration

5kv dielectric between coil and contacts

## ■ CONTACT DATA

Contact Form	1A/1C	
Contact Material	AgCdO	AgSnO
Contact Ratings	16A 240VAC	16A 30VDC
Max Switching Voltage	250VAC/30VDC	
Max Switching Current	20A	
Max Switching Power	4800VA/480W	
Contact Resistance	100m $\Omega$ Max	at 6VDC 1A
Life Expectancy Electrical	100,000	Operations(at30Operations/minute)
Machanical	10,000,000	Operations

## ■ GENERAL DATA

Insulation Resistance	100M $\Omega$ Min at 500VDC	
Dielectric Strength Between Open Contacts	1000VAC(for one minute)	
Between Contacts and coil	5000VAC(for one minute)	
Operate Time	20ms	
Release Time	10ms	
Temperature Range	-40°C to+70°C	
Shock Resistance	Operating Extremes	10G
	Damage Limits	100G
Vibration Resistance	10-55Hz,1.5mm	
Humidity	40-85%	
Weight	Approx 14g	
Safety Standard	UL:E173485	

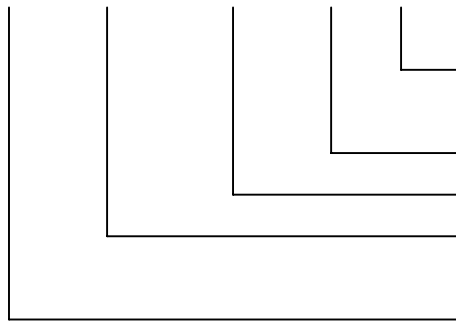


COIL DATA

Nominal Voltage (VDC)	Coil Resistance at 20±10%(Ω)		Max Operate Voltage VDC	Min Release Voltage VDC	Max Applicable Voltage VDC
	0.54W	0.72W			
3	17	13	2.4	0.15	3.9
5	46	35	4	0.25	6.5
6	67	50	4.8	0.3	7.8
9	150	110	7.2	0.45	11.7
12	270	200	9.6	0.6	15.6
24	1050	800	19.2	1.2	31.2
48	4250±15%	3200	38.4	2.4	62.4

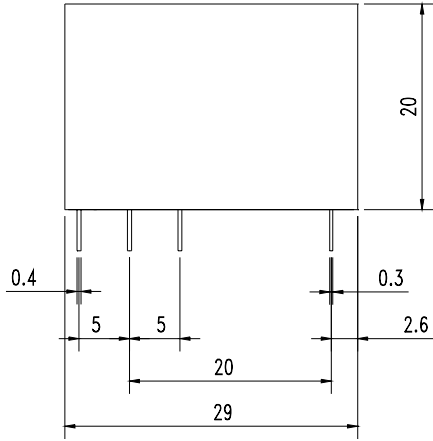
ORDERING CODE

TRA2 D--12VDC--S--Z

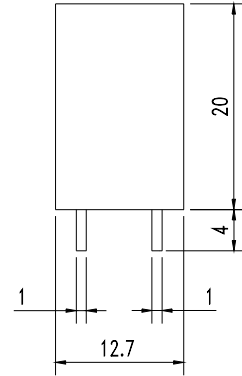
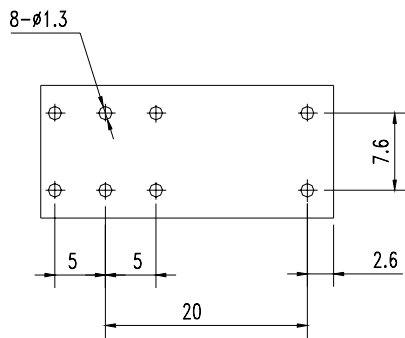


- Z Form C
- H Form A
- Sealed
- Coil Nominal Voltage
- D=0.72W Coil Power
- L=0.54W
- Relay Model

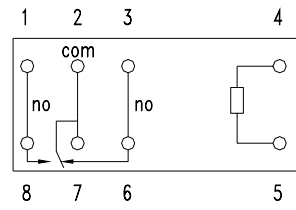
OVERALL AND MOUNTING DIMENSIONS



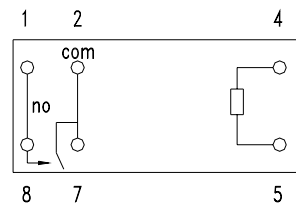
Dimensions



Terminal Arrangement/  
Internal Connections  
(Bottom view)



Form C



Form A