




HJR4102

SPECIFICATION

FILE NUMBER: P-08KA201A

DATE: 2001/11/02



■ Features

- Small size and low cost
- DIP standard terminals
- Several sensitivity
- Sealed type available

■ CONTACT DATA

Contact Form	1A/1C	
Contact Material	Ag+Au	AgNi+Au
Contact Ratings	1A 120VAC/24VDC	3A 120VAC/24VDC
Max Switching Voltage	240VAC/60VDC	240VAC/60VDC
Max Switching Current	1A	3A
Max Switching Power	120VA/30W	360VA/90W
Contact Resistance	100m Ω Max	at 6VDC 1A
Life Expectancy Electrical	100, 000	Operations(at30Operations/minute)
Mechanical	10, 000, 000	Operations

■ GENERAL DATA

Insulation Resistance	100M Ω Min at 500VDC	
Dielectric Strength Between Open Contacts	500VAC(for one minute)	
Between Contacts and coil	1000VAC(for one minute)	
Operate Time	5ms	
Release Time	5ms	
Temperature Range	-25°C to+55°C	
Shock Resistance	Operating Extremes	10G
	Damage Limits	50G
Vibration Resistance	10-55Hz,1.5mm	
Humidity	40-85%	
Weight	Approx. 3.5g	
Safety Standard	UL E173485	

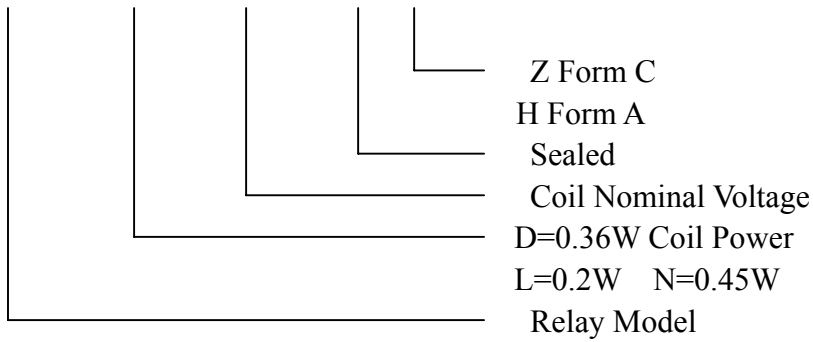


■ COIL DATA

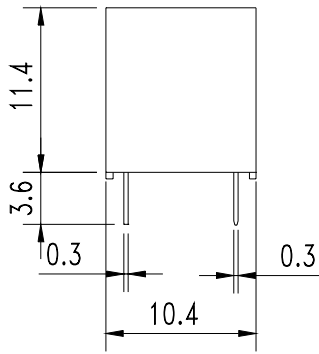
Nominal Voltage (VDC)	Coil Resistance at 20±10%(Ω)			Max Operate Voltage VDC	Min Release Voltage VDC	Max Applicable Voltage VDC
	0.2W	0.36W	0.45W			
3	45	25	20	2.25	0.3	3.9
5	125	70	56	3.75	0.5	6.5
6	180	100	80	4.5	0.6	7.8
9	405	220	180	6.75	0.9	11.7
12	720	400	320	9	1.2	15.6
24	2800	1600	1280	18	2.4	31.2

■ ORDERING CODE

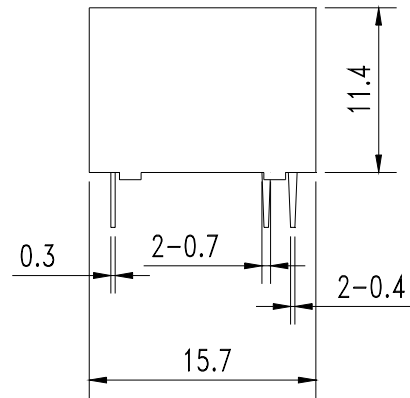
HJR4102 D--12VDC--S--Z



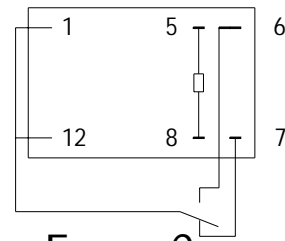
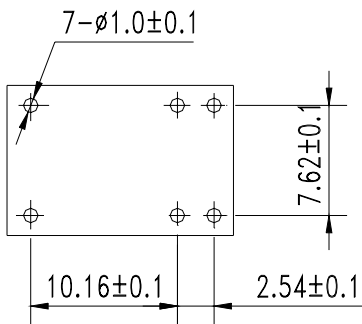
OVERALL AND MOUNTING DIMENSIONS



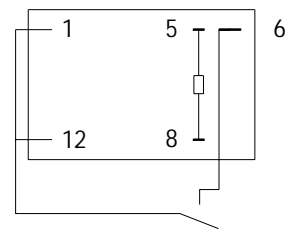
Dimensions



Terminal Arrangement/
Internal Connections
(Bottom view)



Form C



Form A