



HJQ-13F

SPECIFICATION

FILE NUMBER: P-08KD101A

DATE: 2001/11/02



■ Features

- 15A transfer contacts
- Au-clad contact available

■ CONTACT DATA

Contact Form	2C	1C
Contact Material	AgCdO	AgCdO
Contact Ratings	10A 240VAC/30VDC	16A240VAC/30VDC
Max Switching Voltage	250VAC/30VDC	
Max Switching Current	12A	20A
Max Switching Power	3000VA/360W	4000VA/480 W
Contact Resistance	100m Ω Max	at 6VDC 1A
Life Expectancy Electrical	100,000	Operations(at30Operations/minute)
Machanical	10,000,000	Operations

■ GENERAL DATA

Insulation Resistance	100M Ω Min at 500VDC	
Dielectric Strength Between Open Contacts	1000VAC(for one minute)	
Between Contacts and coil	1500VAC(for one minute)	
Operate Time	25ms	
Release Time	25ms	
Temperature Range	-40°C to+70 °C	
Shock Resistance	Operating Extremes	20G
	Damage Limits	100G
Vibration Resistance	10-55Hz,1.5mm	
Humidity	40-85%	
Weight	Approx 35g	
Safety Standard	CSA:203664	

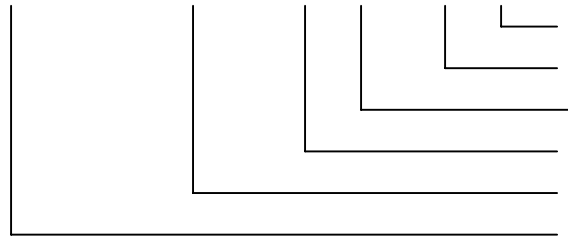


■ COIL DATA(2Z)

Nominal Voltage		Coil Resistance at 20±10%(Ω)		Max Operate Voltage		Min Release Voltage		Max Applicable Voltage	
5-110VDC	6-240VAC	VDC	VAC	VDC	VAC	VDC	VAC	VDC	VAC
		0.9W	1.2VA						
5	6	28	11.5	3.75	4.8	0.5	1.8	6.5	7.8
6	12	40	46	4.5	9.6	0.6	3.6	7.8	15.6
12	24	160	184	9	19.2	1.2	7.2	15.6	31.2
24	48	640	735	18	38.4	2.4	14.4	31.2	62.4
48	120	2560	4550±15%	36	96	4.8	36	62.4	156
110	220/240	13445	14400±15%	82.5	220	11	39.6	143	286/312

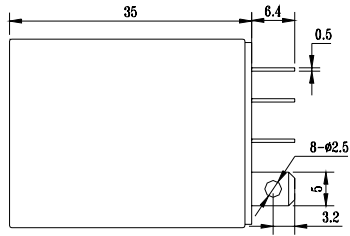
■ ORDERING CODE

HJQ-13F--12VDC--2Z(P)----F---D

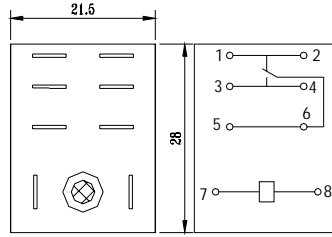


- With LED
- With Flange for 38mm pitch hole
- P: PCB Type Nil: B Type
- 1Z form 1C 2Z Form 2C
- Coil Nominal Voltage
- Relay Model

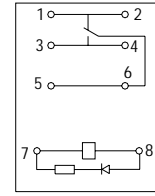
OVERALL AND MOUNTING DIMENSIONS



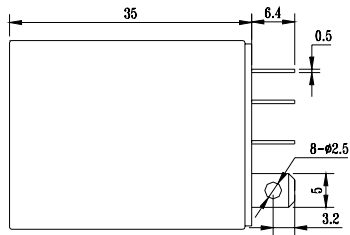
Dimensions



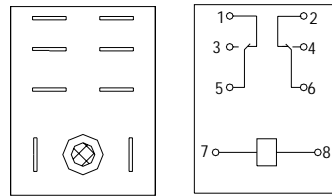
Terminal arrangement/
Internal connections
(Bottom view)



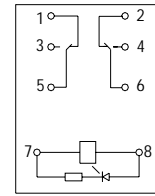
1ZD



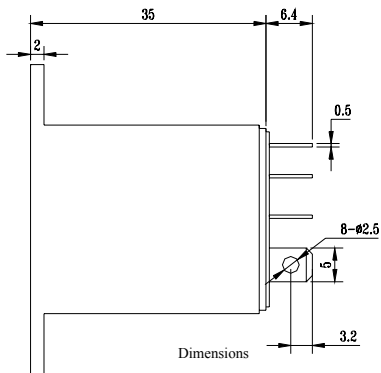
Dimensions



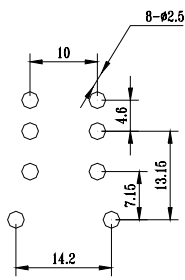
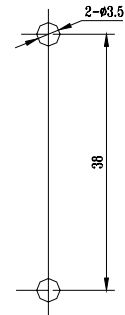
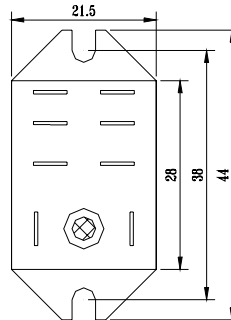
Terminal arrangement/
Internal connections
(Bottom view)



2ZD



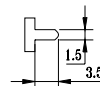
Dimensions



PCB Mounting



B Type



P Type